

Q2 2024

Prime Unicorn 30 Index

Reconstitution Report

Introducing 2 new components to the Index

Additions to the Index		Deletions from the Index	
Company	Valuation	Company	Reason
Astera Labs, Inc.	\$3,295,402,391	Automation Anywhere, Inc.	Below Rank Threshold
Reify Health, Inc.	\$2,335,812,592	Brex, Inc.	Below Rank Threshold

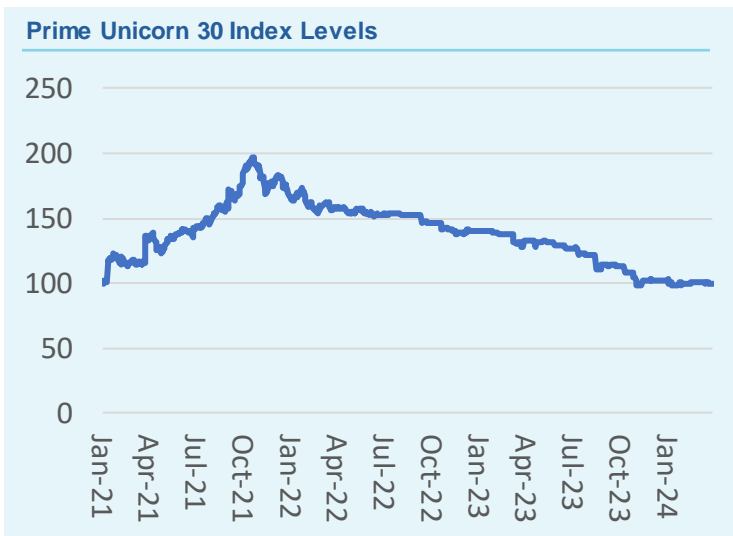


PRIME UNICORN 30 INDEX

OVERVIEW

The **Prime Unicorn 30 Index** is a modified market cap price return index that measures the share price performance of U.S. private companies valued at \$1 billion or more. The price changes of component companies are derived from publicly available information associated with company transactions, filings, and other disclosures. The index provides empirical data to asset managers and financial advisors interested in tracking today's private capital markets. The index is designed for use in the creation of financial products and as a performance benchmark.

RETURN AND RISK



Year	Return (%)	Annualized Volatility*
2024 YTD	-2.43%	1 year 15.11%
2023	-28.98%	3 year 16.14%
2022	-22.32%	
2021	80.47%	

*The Inception Date of the Index is January 17, 2024. Historical returns prior to that date are backtested and therefore hypothetical in nature. Past performance is not an indicator of future outcomes.

INDEX INFORMATION

Component Universe	US venture-backed private companies valued at \$1 billion or more
Base Value	100
Base Date	January 20, 2021
Inception Date	January 17, 2024
Reconstitution Cycle	January, April, July, October
Currency	USD
Calculation Frequency	Daily values, distributed weekly
Index Calculation Agent	Solactive AG
Data File Distribution	Via FTP and email
Bloomberg Code	UNICORN

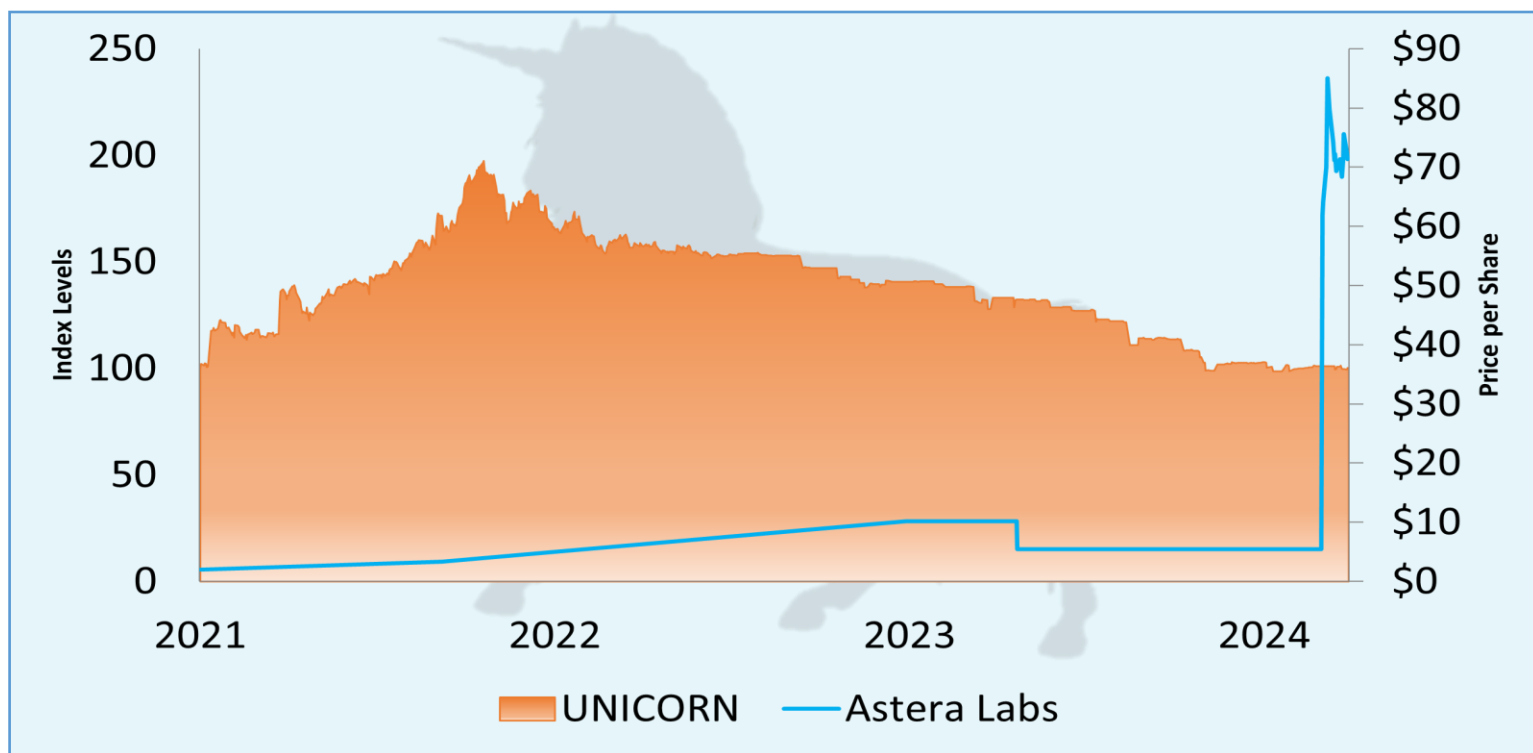
INDEX CHARACTERISTICS

Number of Components	30
Component Weighting	Modified Market Cap
Total Market Value	\$416,117,174,191
Largest Component	\$161,619,173,256
Smallest Component	\$3,987,315,444
Average Component	\$13,870,572,473
Median Component	\$7,226,563,664
Top 10 Components Valuation (as a % of Total Combined Valuation)	68%



Astera Labs, a fabless semiconductor company, is a leader in purpose-built connectivity solutions for data-centric systems throughout the data center.

INDEX COMPARISON



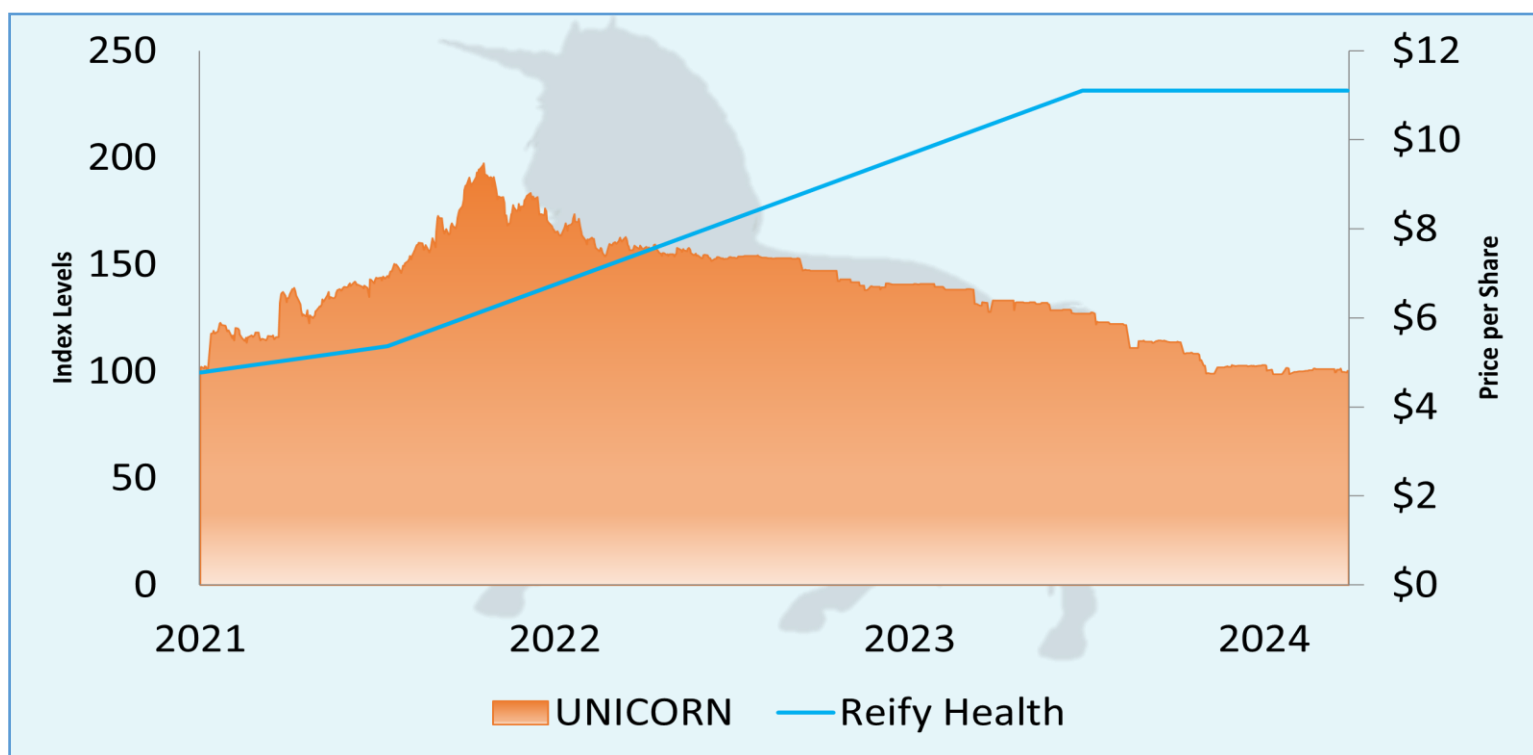
DEAL BREAKDOWN

Round	Series A	Series B	Series C	Series D	IPO
Date	3/21/2018	11/08/2019	8/24/2021	11/17/2022	3/20/2024
Amount	\$8.5M	\$26M	\$50M	\$150M	\$604.4M
Direction	N/A	Up Round	Up Round	Up Round	N/A
Liq. Pref.	Pari Passu	Pari Passu	Pari Passu	Pari Passu	N/A
Liq. Mult.	0-1x	0-1x	0-1x	0-1x	N/A
Stock Type	Conv. Convert.	Conv. Convert.	Conv. Convert.	Conv. Convert.	N/A
Anti-Dil.	Weighted Avg.	Weighted Avg.	Weighted Avg.	Weighted Avg.	N/A
Div. Rate	N/A	N/A	N/A	N/A	N/A
Valuation	\$15,999,999	\$92,138,062	\$848,195,947	\$2,742,277,160	\$10,418,712,480
Pref. PPS	\$0.10	\$0.39	\$3.36	\$10.17	\$36.00



Reify Health is a healthcare technology company that develops software solutions to accelerate the clinical trial process for biopharmaceutical and research organizations.

INDEX COMPARISON



DEAL BREAKDOWN

Round	Seed	Series A	Series B	Series C	Series D
Date	2/15/2013	5/20/2014	8/12/2020	6/8/2021	04/21/2022
Amount	\$2.02M	\$7.4M	\$30M	\$220M	\$220M
Direction	N/A	Up Round	Up Round	Up Round	Up Round
Liq. Pref.	N/A	Senior	Senior	Senior	Senior
Liq. Mult.	0-1x	0-1x	0-1x	0-1x	0-1x
Stock Type	Conv. Convert.	Conv. Convert.	Conv. Convert.	Conv. Convert.	Conv. Convert.
Anti-Dil.	Weighted Avg.	Weighted Avg.	Weighted Avg.	Weighted Avg.	Weighted Avg.
Div. Rate	6%	6%	6%	6%	6%
Valuation	\$-	\$-	\$-	\$-	\$1,109,585,080
Pref. PPS	\$0.04	\$0.12	\$0.48	\$5.36	\$11.11

DEFINITION OF TERMS

Preferred Stock - A class of capital stock that may pay dividends at a specified rate and that has priority over common stock in the payment of dividends and the liquidation of assets. Many venture capital investments use preferred stock as their investment vehicle. This preferred stock is convertible into common stock at the time of an IPO.

Round of Financing – The Series of Preferred or Common that is being authorized and issued in the current round.

Round Direction – Direction of the series preferred being issued based off of the current series issue price VS. the prior series issue price:

- UP = current round is priced HIGHER than the prior round
- FLAT = current round is priced the SAME as the prior round
- DOWN = current round is priced LOWER than the prior round

Liquidation Preference – the order at which the assets or funds are dispersed upon a liquidation, dissolution, or winding up of a corporation, either voluntary or involuntary

- Senior - the Series of Preferred being issued is SENIOR in liquidation preference to all other Preferred Stock and Common Stock
- **Pari Passu** - the Series of Preferred being issued shares equally with one or more other Series of Preferred Stock but prior to the Common Stock
- Junior - the Series of Preferred being issued is JUNIOR to one or Series of Preferred
- N/A - Not Applicable is used if there is not a previous round of Preferred issued (EX: Series A round)

Multiple of the Liquidation Preference – The amount per share that a holder of a given series of Preferred Stock will receive prior to distribution of amounts to holders of other series of Preferred Stock or Common Stock based on the amount invested. This is usually designated as a multiple of the Issue Price, for example 2X or 3X.

Type of Preferred Stock –

- **Participating Preferred Stock** - A Preferred stock in which the holder is entitled to receive the appropriate liquidation preference and after all payments have been made to the various Series of Preferred, the Participating Preferred Stock can participate in receiving any remaining funds or assets, on an “as if” converted basis, alongside the Common Stock shareholders.
- **Conventional Convertible Preferred** - non-Participating, can convert to common and receive Pro Rata distribution, but CANNOT participate with the common on an “as if” converted basis.

Liquidation Cap – The Cap or Max Participation amount that the Participating Preferred Stock can received when participating, usually designated as a multiple of the Issue Price, for example 2X or 3X.

Anti-Dilution – Contractual measures that allow investors to keep a constant share of a firm's equity in light of subsequent equity issues. These may give investors preemptive rights to purchase new stock at the offering price.

- **Weighted Average** - The investor's conversion price is reduced, and thus the number of common shares received on conversion increased, in the case of a down round; it takes into account both: (a) the reduced price and, (b) how many shares (or rights) are issued in the dilutive financing.
- **Full Ratchet** - The sale of a single share at a price less than the favored investors paid reduces the conversion price of the favored investors' convertible preferred stock "to the penny". For example, from \$1.00 to 50 cents, regardless of the number of lower priced shares sold.

TOP 10 COMPONENTS (RANKED BY VALUATION)

Company	Sector	Valuation*	Weight (%)*
Space Exploration Technologies Corp	Industrial / Energy	\$161,619,173,256	10.0%
Databricks, Inc.	Software	\$27,112,064,820	9.0%
Astera Labs, Inc.	Semiconductors	\$20,097,660,178	8.0%
Anthropic, PBC	Software	\$18,528,382,373	7.0%
Anduril Industries	Industrial / Energy	\$13,624,777,406	6.0%
Devoted Health, Inc.	Healthcare Services	\$12,707,977,821	5.0%
People Center, Inc.	Software	\$10,586,133,250	3.6%
Talkdesk, Inc.	Business Products / Services	\$9,734,946,710	3.3%
National Resilience, Inc.	Biotechnology	\$9,109,500,000	3.1%
Maplebear, Inc.	Consumer Products / Services	\$9,057,197,828	3.1%

*As of April 17, 2024

INDEX METHODOLOGY

The rules for component eligibility, index composition, calculation, and maintenance are based on the Prime Unicorn Index Methodology. The index universe includes all US private companies with market valuations that are equal to or greater than \$1 billion. Component eligibility and price inputs are derived from publicly available information, such as federal filings (e.g., Form D), state filings (e.g., amendments to Certificates of Incorporation, Limited Offering Exemption Notices, Employee Plan Exemption Notices), secondary transactions (e.g. direct transactions, Special Purpose Vehicles), and company disclosures (e.g., press releases, other public statements). The index calculation model is based on actual or derived prices of preferred stock and common stock, which are validated by the index operations team. Corporate actions, such as bankruptcies, stock splits, reorganizations, mergers and acquisitions, and spinoffs are monitored on a daily basis. Index values are calculated for each day but distributed on a weekly basis each Thursday. The index is reviewed and reconstituted on a quarterly basis on the third Wednesday of each January, April, July and October. For more detailed methodology information, please see the Prime Unicorn Index Methodology Guide.

The Prime Unicorn Index was designed and developed by Lagniappe Labs and Level ETF Ventures' Prime Indexes group. The Prime Unicorn Index Committee provides oversight of index calculation and maintenance, as well as ongoing evaluation of the index methodology and related rules.

Disclaimer

The Prime Unicorn Index is owned by Lagniappe Labs ("LL"). All rights reserved. Lagniappe Labs and Prime Unicorn Index are trademarks of LL. Redistribution, reproduction and/or photocopying in whole or in part are prohibited without written permission. This document does not constitute an offer of services in jurisdictions where LL or its respective affiliates do not have the necessary licenses. All information provided by LL is impersonal and not tailored to the needs of any person, entity or group of persons. LL receives compensation in connection with licensing its indexes to third parties. Past performance of an index is not a guarantee of future results.

LL does not sponsor, endorse, sell, promote or manage any investment fund or other investment vehicle that is offered by third parties and that seeks to provide an investment return based on the performance of any index. These materials have been prepared solely for informational purposes based upon information generally available to the public and from sources believed to be reliable.

THE CONTENT IS PROVIDED ON AN "AS IS" BASIS, LL DISCLAIMS ANY AND ALL EXPRESS OR IMPLIED WARRANTIES, INCLUDING, BUT NOT LIMITED TO, ANY WARRANTIES OF MERCHANTABILITY OR FITNESS FOR A PARTICULAR PURPOSE OR USE, FREEDOM FROM BUGS, SOFTWARE ERRORS OR DEFECTS, THAT THE CONTENT'S FUNCTIONING WILL BE UNINTERRUPTED OR THAT THE CONTENT WILL OPERATE WITH ANY SOFTWARE OR HARDWARE CONFIGURATION.

Please visit www.priimeunicornindex.com for full disclaimers associated with the index and website.